

Bullet Snap Plugs



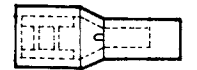
PART#	WIRE	RANGE	DESCRIPTION	\$/50	\$/100	\$/500	\$/1000
RSM156	22-18	RED	.156 Male	\$3.10	\$5.64	\$25.64	\$46.62
RSF156	22-18	RED	.156 Female	4.20	7.64	34.75	63.18
BSM156	16-14	BLUE	.156 Male	3.10	5.64	25.64	46.62
BSF156	16-14	BLUE	.156 Female	4.20	7.64	34.75	63.18
YSM195	12-10	YELLOW	.195 Male	3.46	6.29	28.61	52.02
YSF195	12-10	YELLOW	.195 Female	4.70	8.54	38.81	70.56

Female Quick Disconnects



PART#	WIRE	RANGE	DESCRIPTION	\$/50	\$/100	\$/500	\$/1000
RF110	22-18	RED	.110 Female	\$3.15	\$5.73	\$26.04	\$47.34
RF187	22-18	RED	.187 Female	3.15	5.73	26.04	47.34
RF205	22-18	RED	.205 Female	3.15	5.73	26.04	47.34
RF250	22-18	RED	.250 Female	3.15	5.73	26.04	47.34
BF110	16-14	BLUE	.110 Female	3.15	5.73	26.04	47.34
BF187	16-14	BLUE	.187 Female	3.15	5.73	26.04	47.34
BF205	16-14	BLUE	.205 Female	3.15	5.73	26.04	47.34
BF250	16-14	BLUE	.250 Female	3.15	5.73	26.04	47.34
YF250	12-10	YELLOW	.250 Female	3.53	6.43	29.21	53.10
YF375	12-10	YELLOW	.375 Female	5.75	10.45	47.52	86.40

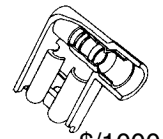
INSULATED Female Quick Disconnects



PART#	WIRE	RANGE	DESCRIPTION	\$/50	\$/100	\$/500	\$/1000
RF250 I	22-18	RED	Insulated .250 Female	\$4.42	\$8.04	\$36.53	\$66.42
BF250 I	16-14	BLUE	Insulated .250 Female	4.42	8.04	36.53	66.42
YF250 I	12-10	YELLOW	Insulated .250 Female	5.41	9.84	44.75	81.36

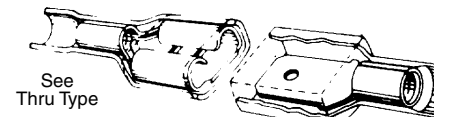
Right Angle Female Disconnects (Nylon)

See Thru Type



PART#	WIRE	RANGE	DESCRIPTION	\$/50	\$/100	\$/500	\$/1000
RF250RA	22-18	RED	Insulated .250 Female	\$5.75	\$10.45	\$47.52	\$86.40
BF250RA	16-14	BLUE	Insulated .250 Female	5.75	10.45	47.52	86.40
YF250RA	12-10	YELLOW	Insulated .250 Female	11.32	20.58	93.56	170.10

Nylon Fully Insulated Disconnects



PART#	WIRE	RANGE	DESCRIPTION	\$/50	\$/100	\$/500	\$/1000
RMN	22-18	RED	Nylon Male .250	\$5.73	\$10.41	\$47.32	\$86.04
RFN	22-18	RED	Nylon Female .250	5.73	10.41	47.32	86.04
BMN	16-14	BLUE	Nylon Male .250	5.73	10.41	47.32	86.04
BFN	16-14	BLUE	Nylon Female .250	5.73	10.41	47.32	86.04
YMN	12-10	YELLOW	Nylon Male .250	8.98	16.34	74.25	135.02
YFN	12-10	YELLOW	Nylon Female .250	8.98	16.34	74.25	135.02

Male Quick Disconnects



PART#	WIRE	RANGE	DESCRIPTION	\$/50	\$/100	\$/500	\$/1000
RM250	22-18	RED	.250 Male	\$3.15	\$5.73	\$26.04	\$47.34
BM250	16-14	BLUE	.250 Male	3.15	5.73	26.04	47.34
YM250	12-10	YELLOW	.250 Male	3.53	6.43	29.21	53.10